



Bosnia and Herzegovina  
Ministry of Finance and Treasury

# QUARTERLY OVERVIEW OF PUBLIC DEBT OF BOSNIA AND HERZEGOVINA

Fourth quarter of 2023

Sarajevo, February 2024

## Content

Introduction .....	3
BiH public debt outstanding.....	5
BiH public debt and BiH public debt-to-GDP ratio movements.....	6
BiH public debt by holders of obligation and borrowing method-Q4 2023 .....	7
Debt indicators.....	8

## Introduction

Based on the available data<sup>1</sup>, the Ministry of Finance and Treasury of Bosnia and Herzegovina (MFT BiH) prepared the Quarterly Overview of Public Debt of Bosnia and Herzegovina (hereinafter referred to as: “the Quarterly Overview”) for the fourth quarter of 2023 (hereinafter referred to as: “Q4 2023”) pertaining to the period from 1 October 2023 to 31 December 2023 and representing the state and structure of BiH public debt at the end of this quarter. The Quarterly Overview encompasses the following segments: BiH public debt outstanding and BiH public debt-to-GDP ratio movements over the period, BiH public debt by holders of obligation and borrowing method and debt indicators.

The terms used in the Quarterly Overview, in accordance with definitions determined in the Law on Borrowing, Debt and Guarantees of Bosnia and Herzegovina, Article 3 - Definitions (*Official Gazette of Bosnia and Herzegovina*, 52/05, 103/09 and 90/16) (hereinafter referred to as: “BiH Law on Borrowing”), shall have the following meanings:

**State debt:** debt denominated in domestic currency, the borrower of which is MFT BiH on behalf of BiH.

**External state debt:** state debt created in accordance with an international agreement. Debt created between 2 April 1992 and 14 December 1995 shall not be deemed as the external state debt.

**Domestic state debt:** State debt, excluding the external state debt.

**Debt of Entities and Brčko District BiH:** debt denominated in domestic currency, the borrower of which, directly or indirectly, is the Ministry of Finance of the Entity on behalf of Entity /BD BiH Finance Directorate on behalf of BD BiH.

**External debt of Entities and BD BiH:** debt of Entities or BD BiH under an international agreement concluded in accordance with the procedures defined by the BiH Law on Borrowing.

**Domestic debt of Entities and BD BiH:** debt of Entities or BD BiH, excluding external debt of Entities or BD BiH.

### ***Other terms used<sup>2</sup>:***

**BiH public debt:** aggregate of BiH external and domestic debt.

**BiH external debt:** debt including external state debt, external debt of Entities, external debt of local government units and external debt of public enterprises.

**External debt of local government units:** External debt of local government units, the contracting and servicing of which is done directly between local government units and foreign creditors.

---

<sup>1</sup> Data on BiH public debt for Q3 and Q4 2023 are preliminary. They are based on data submitted by the entities, the District and public enterprises established by the Institutions of BiH to the Ministry of Finance and Treasury of BiH.

<sup>2</sup> The terms are used for the purpose of preparation of the Quarterly Overview, for the purpose of uniformity and simplicity of data presentation.

**External debt of public enterprises:** External debt of public enterprises, recorded in the Register of Legal Entities established by the Institutions of BiH, and managed by the Ministry of Justice of BiH. Contracting and servicing of these loans is done directly between enterprises and the foreign lenders.

**BiH domestic debt<sup>3</sup>:** includes the domestic state debt, domestic debt of Entities and BD BiH, domestic debt of cantons, cities, municipalities, funds and public enterprises from FBiH and public enterprises established by the Institutions of BiH.

**Domestic debt of public enterprises established by the Institutions of BiH:** includes debt of public enterprises recorded in the Register of Legal Entities established by the Institutions of BiH, and managed by the Ministry of Justice of BiH. Contracting and servicing of these loans is done directly between enterprises and the lenders.

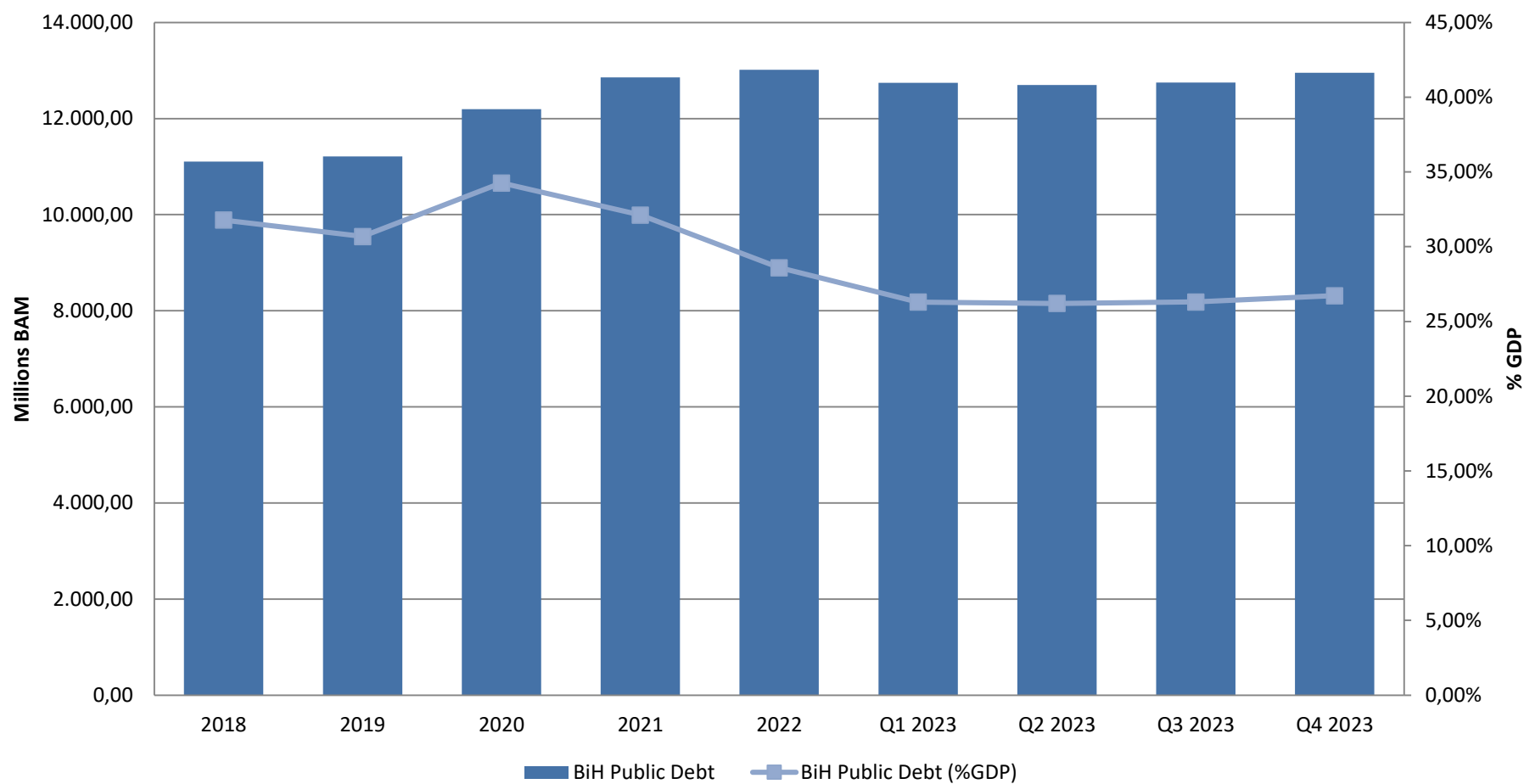
---

<sup>3</sup> Domestic state debt is currently non-existent, i.e. BiH domestic debt comprises: domestic debt of Entities and BD BiH, domestic debt of cantons, cities, municipalities, social security funds of Republika Srpska, domestic debt of public enterprises in the Federation of Bosnia and Herzegovina and domestic debt of public enterprises established by Institutions of BiH.

### BiH public debt outstanding (in million BAM)

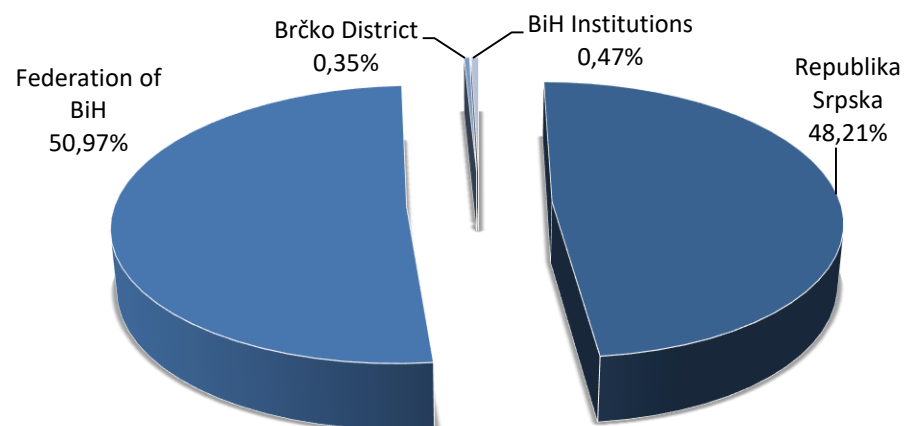
	2018	2019	2020	2021	2022	Q1 2023	Q2 2023	Q3 2023	Q4 2023
<b>BiH domestic debt</b>									
Republika Srpska	1.815,36	1.973,01	2.307,07	1.994,85	2.131,32	2.164,53	2.372,05	2.568,26	2.590,11
Federacija BiH	1.083,39	1.093,07	1.185,88	1.123,66	1.064,52	1.012,50	1.199,92	1.238,24	1.426,80
Distrikt Brčko	2,98	2,39	1,77	1,12	0,46	0,29	0,06	0,00	0,00
BiH Institutions	0,00	0,00	0,00	0,00	9,87	8,33	6,79	14,84	13,73
<b>Total</b>	<b>2.901,73</b>	<b>3.068,47</b>	<b>3.494,72</b>	<b>3.119,63</b>	<b>3.206,17</b>	<b>3.185,65</b>	<b>3.578,82</b>	<b>3.821,34</b>	<b>4.030,64</b>
<b>BiH external debt</b>									
Republika Srpska	3.365,74	3.409,94	3.527,52	4.168,52	4.226,04	4.135,89	3.737,80	3.680,72	3.654,09
Federacija BiH	4.715,58	4.610,17	5.053,02	5.457,30	5.467,45	5.319,73	5.281,88	5.156,11	5.175,19
Distrikt Brčko	49,64	53,61	51,28	48,14	48,18	45,48	45,62	45,73	45,30
BiH Institutions	73,95	69,05	66,44	63,49	68,93	56,24	56,17	45,20	46,50
<b>Total</b>	<b>8.204,91</b>	<b>8.142,77</b>	<b>8.698,26</b>	<b>9.737,45</b>	<b>9.810,60</b>	<b>9.557,34</b>	<b>9.121,47</b>	<b>8.927,76</b>	<b>8.921,08</b>
<b>BiH public debt</b>									
Republika Srpska	5.181,10	5.382,95	5.834,59	6.163,37	6.357,36	6.300,42	6.109,85	6.248,98	6.244,20
Federacija BiH	5.798,97	5.703,24	6.238,90	6.580,96	6.531,97	6.332,23	6.481,80	6.394,35	6.601,99
Distrikt Brčko	52,62	56,00	53,05	49,26	48,64	45,77	45,68	45,73	45,30
BiH Institutions	73,95	69,05	66,44	63,49	78,80	64,57	62,96	60,04	60,23
<b>Total</b>	<b>11.106,64</b>	<b>11.211,24</b>	<b>12.192,98</b>	<b>12.857,08</b>	<b>13.016,77</b>	<b>12.742,99</b>	<b>12.700,29</b>	<b>12.749,10</b>	<b>12.951,72</b>

## BiH public debt and BiH public debt-to-GDP ratio movements

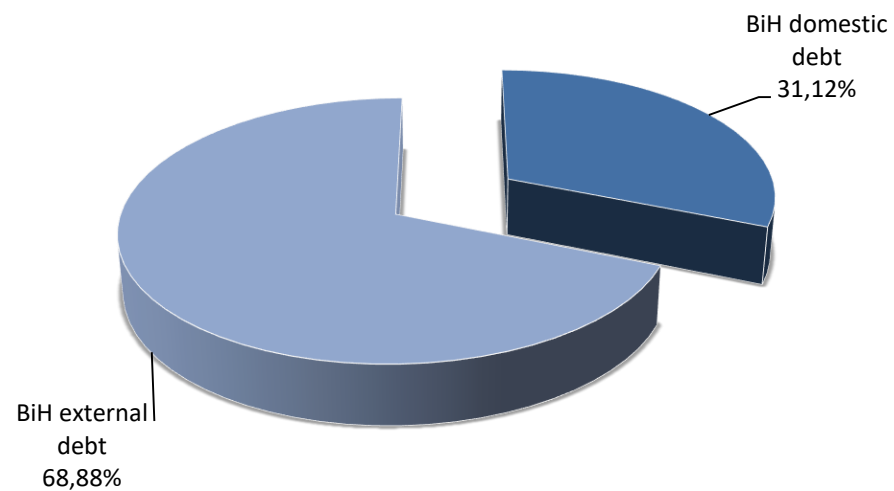


## BiH public debt by holders of obligation and borrowing method-Q4 2023

BiH public debt by holders of obligation -  
31 December 2023



BiH public debt by borrowing method -  
31 December 2023



## Debt indicators

	2018	2019	2020	2021	2022	Q1 2023	Q2 2023	Q3 2023	Q4 2023
<b>GDP<sup>4</sup> (in million BAM)</b>	34.946,56	36.538,04	35.584,44	40.030,60	45.518,00	48.462,00	48.462,00	48.462,00	48.462,00
<b>BiH public debt (in million BAM)</b>	11.106,64	11.211,24	12.192,98	12.857,08	13.016,77	12.742,99	12.700,29	12.749,10	12.951,72
<b>BiH external debt (in million BAM)</b>	8.204,91	8.142,77	8.698,26	9.737,45	9.810,60	9.557,34	9.121,47	8.927,76	8.921,08
<b>BiH domestic debt (in million BAM)</b>	2.901,73	3.068,47	3.494,72	3.119,63	3.206,17	3.185,65	3.578,82	3.821,34	4.030,64
<b>Export of goods and services<sup>5</sup> (in million BAM)</b>	14.250,30	14.328,29	12.012,89	16.665,47	21.954,04	23.133,00	23.133,00	23.133,00	23.133,00
<b>BiH public debt /GDP (%)</b>	31,78%	30,68%	34,26%	32,12%	28,60%	26,29%	26,21%	26,31%	26,73%
<b>BiH external debt /GDP (%)</b>	23,48%	22,29%	24,44%	24,33%	21,55%	19,72%	18,82%	18,42%	18,41%
<b>BiH domestic debt /GDP (%)</b>	8,30%	8,40%	9,82%	7,79%	7,04%	6,57%	7,38%	7,89%	8,32%
<b>BiH external debt/export of goods and services (%)</b>	57,58%	56,83%	72,41%	58,43%	44,69%	41,31%	39,43%	38,59%	38,56%

<sup>4</sup> Source: for period 2018-2022 Agency for Statistics of BiH, Gross domestic product-expenditure approach published 29 December 2023. For year 2023 the Directorate for Economic Planning, Framework budget document, Macroeconomic projections 2024-2026, (Macroeconomic indicators for the period 2021-2026), September 2023.

<sup>5</sup> Source: for period 2018-2022 Agency for Statistics of BiH, Gross domestic product-expenditure approach published 29 September 2023. For year 2023 the Directorate for Economic Planning, Framework budget document, Macroeconomic projections 2024-2026, (Macroeconomic indicators for the period 2021-2026), September 2023.